

# CRF Aggressive

March 2015



COLUMBUS RETIREMENT FUNDS

**Fund Category:** Fully Discretionary Global Balanced Fund

**Fund Size:** CRF Aggressive: R134.2 million  
Performer: R46.1 bn

**Launch Date:** CRF Aggressive: December 2012  
Performer: September 1997

**Benchmark:** Alexander Forbes Investable Global Large Manager Watch Median™

**Portfolio Manager:** Ernest Mabaso

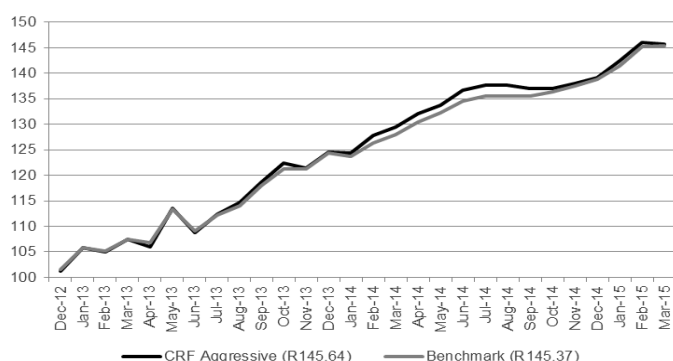
**Risk Profile:** Aggressive

**Fund Description:** CRF Aggressive is a combination of Performer which is a fully discretionary portfolio and represents Investment Solutions underlying managers' best investment view for a global balanced portfolio and Coronation, Foord and Investec Value Equity

## Portfolio Profile

Performer is a fully discretionary portfolio that represents Investment Solutions underlying managers' best investment view for a global balanced portfolio. Investment managers are selected for their skills in managing diversified portfolios. They allocate capital to asset classes and select the most attractive securities within each asset class. Investment Solutions blends the investment strategies of these managers with the aim to achieve superior returns at below average risk at the overall portfolio level. CRF Aggressive is a combination of the Performer, Coronation and Foord houseview equity and Investec Value equity which are a proxy for the domestic equity in Performer. The higher domestic equity exposure aims to achieve superior returns to Performer over the long term.

## Value of R100 invested since inception (1 December 2012)



## Market Performance

	1 Month	2014	2013	2012	2011
FTSE/JSE All Share	-1.3%	10.9%	21.4%	26.7%	2.6%
FTSE/JSE SWIX	0.2%	15.4%	20.7%	29.1%	4.3%
BEASSA All Bond	-0.5%	10.1%	0.6%	16.0%	8.8%
Stefi Composite	0.5%	5.9%	5.2%	5.6%	5.7%
MSCI World	2.2%	13.9%	52.9%	17.8%	12.6%
Citigroup WGBI	3.4%	9.1%	19.0%	6.6%	31.0%

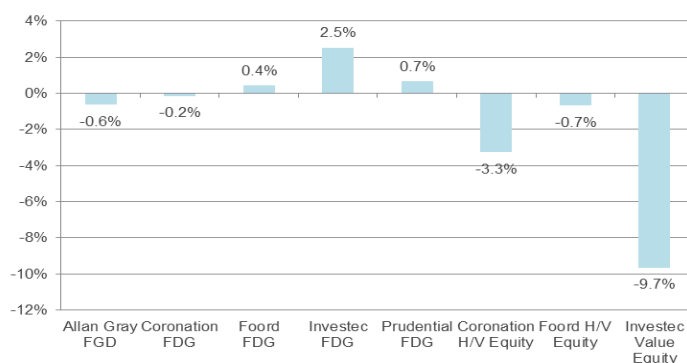
## Investment Returns

	1 Month	2014	2013
CRF Aggressive	-0.3%	11.3%	23.0%
Performer	0.4%	11.5%	25.5%
Benchmark	0.1%	11.7%	22.5%

## Manager Weightings

Allan Gray Fully Discretionary Global Portfolio	19.6%
Coronation Fully Discretionary Global Portfolio	20.4%
Foord Fully Discretionary Global Portfolio	12.9%
Investec Fully Discretionary Global Portfolio	10.5%
Prudential Fully Discretionary Global Portfolio	21.1%
Coronation Houseview Equity	4.9%
Foord Houseview Equity	5.1%
Investec Value Equity	4.1%
IS Performer Managed Unit Trust	0.8%
IS Banker	0.7%
<b>Total</b>	<b>100%</b>

## Underlying Returns (1 month to 31 March 2015)



## Asset Allocation

Asset Class	Local	Global	Combined
Equity (excluding property)	49.9%	18.6%	68.5%
Property	4.9%	0.2%	5.1%
Bonds	12.3%	0.9%	13.2%
Cash	8.3%	2.3%	10.6%
Commodities	2.3%	0.1%	2.3%
Alternatives	0.0%	0.3%	0.3%
<b>Total</b>	<b>77.7%</b>	<b>22.3%</b>	<b>100%</b>

## Top 10 Equity Holdings (percentage of total portfolio)

British American Tobacco PLC	3.7%
Standard Bank Group Ltd	3.5%
Sasol Ltd	2.9%
Naspers Ltd	2.6%
Steinhoff International	2.5%
Old Mutual PLC	2.0%
SABMiller PLC	1.8%
FirstRand Bank Limited	1.5%
Compagnie Financement Richmond SA	1.4%
Anglo American PLC	1.3%
<b>Total</b>	<b>23.1%</b>

# CRF Aggressive

March 2015

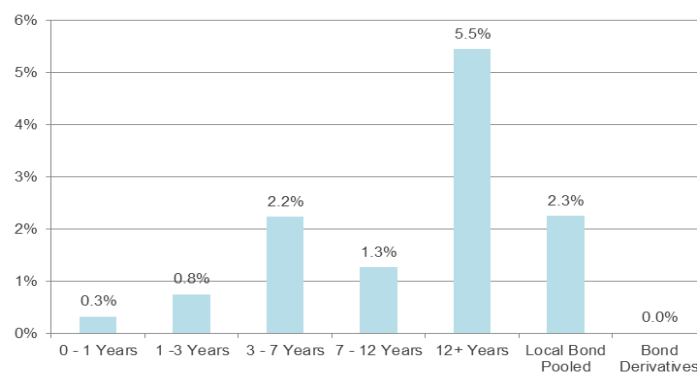


COLUMBUS RETIREMENT FUNDS

## Industry Sector Breakdown (percentage of total portfolio)

Basic Materials	10.0%
Consumer Goods	10.9%
Consumer Services	6.0%
Financials	12.2%
Healthcare	2.0%
Industrials	4.6%
Oil & Gas	2.9%
Technology	0.4%
Telecommunications	0.9%
Unlisted Equity	0.0%
	<b>49.9%</b>

## Local Bond Maturity Profile



## Fees

CRF Aggressive Base Fee	0.578%
Performance Fee	-0.043%
Global Manager Fee	0.188%

Global manager fee is the actual fee paid to the asset managers to manage the offshore assets. The fee represents an annualised number and is separate from the investment Solutions policy fee. Performance fees are paid directly to the underlying portfolio managers for performance in excess of a pre-defined hurdle. Policy fees are payable directly to Investment Solutions. The institutional fee scale is dependent on the size of assets invested in the portfolio. Members are referred to the Investment Solutions website for more information.

## Notes

1. All returns are after the deduction of Investment Solutions' policy fees, investment manager performance fees and portfolio administration expenses.
2. Unless expressly stated otherwise, returns for periods of more than one year are annualised and all returns are in South African Rand.
3. Past investment returns are not indicative of future returns.
4. The benchmark is based on the Alexander Forbes Investable Global Large Manager Watch average return and is displayed as a general guide which is subject to change without notice to investors.
5. All holdings information is based on latest available data from Investment Solutions.
6. There may be differences in totals due to rounding.

## FAIS Notice and Disclaimer

This Investment Summary has been prepared for the Members of the Columbus Retirement Fund (Pension Section) and the Columbus Retirement Fund (Provident Section) by Cadiant Partners Consultants & Actuaries an authorised financial services provider in terms of the Financial Advisory and Intermediary Services Act, 37 of 2002, as amended ('FAIS Act'). Reasonable care has been taken to ensure that the data and information in this Investment Summary is correct but no representations or warranties are made as to the accuracy, correctness or completeness of the information. The content of this Investment Summary is factual and does not constitute advice in any form and should not be construed as advice, guidance or as a proposal or recommendation to enter into, or not enter into, any contract or transaction. Cadiant Partners Consultants & Actuaries will not assume any liability for any losses, whether direct or consequential, arising from the use of the information in this Investment Summary, irrespective of whether there has been any error, omission or negligence in the compilation of this presentation and the information contained herein. Copyright of the material vests in Cadiant Partners Consultants & Actuaries and this Investment Summary and the content herein may not be distributed or reproduced, in whole or in part, without the consent of Cadiant Partners.

Investment Solutions Limited is a licenced financial services provider in terms of Section 8 of the Financial Advisory and Intermediary Services Act, 37 of 2002, as amended, FAIS licence number 711. This information is not advice as defined and contemplated in the Financial Advisory and Intermediary Services Act, 37 of 2002, as amended. Investment returns are calculated via Statpro Performance and Attribution. Past investment returns are not indicative of future returns. This product is not guaranteed. Please be advised that there may be representatives acting under supervision. Company Registration Number: 1997/000595/06. Pension Fund Administrator No.24/217. Long Term Insurance Act No. 00018/001. Postal address: P.O. Box 786055, Sandton 2146. Physical Address: Building 1, Inanda Greens Office Park, 54 Wierda Road West, Wierda Valley Sandton 2196. The complaints policy and conflict of interest management policy can be found on the IS website: <http://sa.investmentsolutions.co.za>