

Performer



Investment
Solutions

February 2015

Fund Category: Fully Discretionary Global Balanced Fund

Launch Date: September 1997

Portfolio Manager: Ernest Mabaso

Fund Description: Fully discretionary portfolio and represents Investment Solutions underlying managers' best investment view for a global balanced portfolios

Fund Size: R 45.9 bn

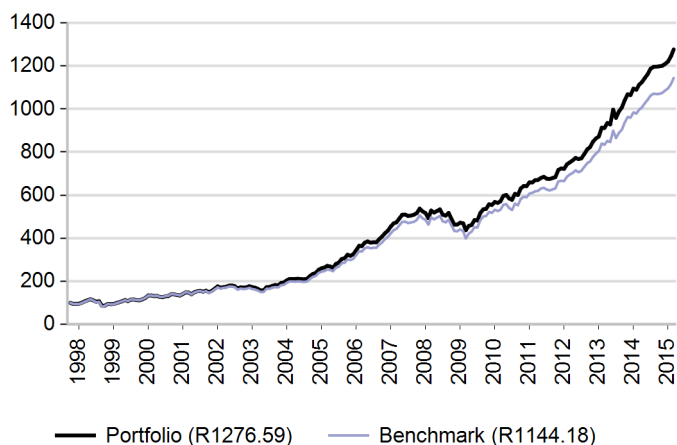
Benchmark: Alexander Forbes Investable Global Large Manager Watch Median™

Risk Profile: Moderately Aggressive

Portfolio Profile

A fully discretionary portfolio that represents Investment Solutions underlying managers' best investment view for a global balanced portfolios. Investment managers are selected for their skills in managing diversified portfolios. They allocate capital to asset classes and select the most attractive securities within each asset class. Investment Solutions blends the investment strategies of these managers with the aim to achieve superior returns at below average risk at the overall portfolio level.

Value of R100 invested since inception (28 Sep 1997)



Market Performance

	1 Month	1 Year	3 Years	5 Years	10 Years
FTSE/JSE All Share	4.07%	16.14%	19.39%	18.18%	18.04%
FTSE/JSE SWIX	2.56%	21.40%	21.31%	19.70%	18.72%
FTSE/JSE SA Listed Property	3.16%	44.34%	24.99%	22.56%	22.03%
BEASSA All Bond	-2.77%	15.06%	9.20%	10.24%	8.54%
Stefi Composite	0.47%	6.06%	5.57%	5.82%	7.36%
MSCI World	6.58%	18.19%	32.52%	22.16%	14.69%
Citigroup WGBI	-0.51%	4.05%	14.48%	10.19%	10.54%

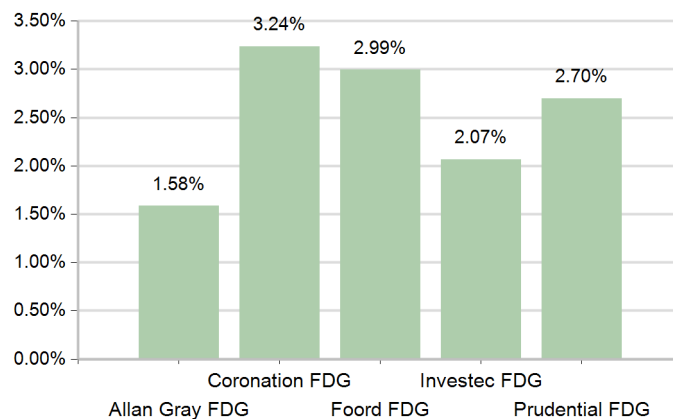
Investment Returns

	1 Month	1 Year	3 Years	5 Years	10 Years
Performer	2.51%	14.77%	19.30%	17.45%	16.74%
Benchmark	2.55%	14.80%	18.22%	16.65%	16.26%

Manager Weightings

Prudential FDG	24.46%
Coronation FDG	24.02%
Allan Gray FDG	22.82%
Foord FDG	14.91%
Investec FDG	12.10%
IS Performer Managed Unit Trust	0.91%
Banker BB	0.78%
Total	100.00%

Underlying Returns (1 month to February 2015)



Asset Allocation

Asset Class	Local	Global	Combined
Equity Excluding Property	41.46%	19.87%	61.33%
Property	5.69%	0.10%	5.79%
Bonds	9.85%	1.31%	11.16%
Cash	14.16%	4.70%	18.86%
Commodities	2.50%	0.06%	2.56%
Alternatives	0.00%	0.31%	0.31%
Total	73.66%	26.34%	100.00%

Top 10 Equity Holdings (percentage of total portfolio)

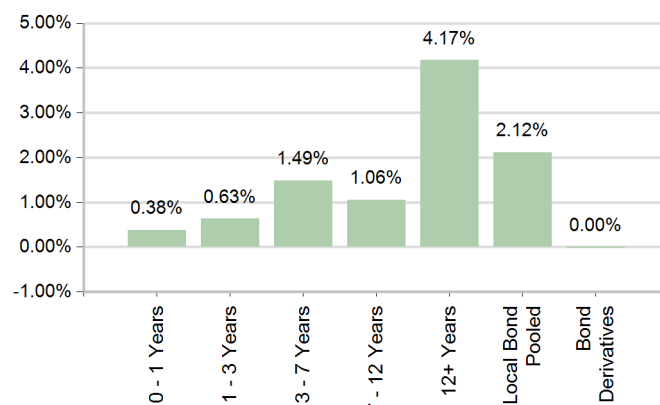
BRITISH AMERICAN TOBACCO PLC	3.52%
STANDARD BANK GROUP LTD	3.23%
SASOL LTD	2.86%
OLD MUTUAL PLC	2.24%
NASPERS LTD	2.20%
STEINHOFF INTERNATIONAL HLD	1.89%
SABMILLER PLC	1.80%
FIRSTRAND LTD	1.46%
ANGLO AMERICAN PLC	1.23%
COMPAGNIE FINANCIERE RICHEMONT	1.13%
Total	21.56%

February 2015

Industry Sector Breakdown (percentage of total portfolio)

Sector	Weight
Financials	16.67%
Consumer Goods	9.90%
Basic Materials	6.88%
Consumer Services	5.28%
Industrials	3.41%
Oil & Gas	2.86%
Healthcare	1.86%
Telecommunications	0.88%
Technology	0.22%
Other Securities	0.00%
Derivatives	-1.64%
	46.33%

Local Bond Maturity Profile



Fees

Performance-Based Fees (1 year) -0.09%

Global Manager Cost 0.22%

Global manager cost is the actual cost paid directly to the asset manager to manage the offshore assets. It represents an annualized number and is separate from the Investment Solutions policy fee. Performance fees are paid directly to the manager for performance in excess of a pre-defined hurdle. Policy fees are payable directly to Investment Solutions. The institutional fee is based on a sliding fee scale and is dependent on the size of assets invested in the portfolio. Clients are referred to our website for more information.

Notes

1. All returns are before deduction of Investment Solutions' policy fees and performance fees, but net of other expenses.
2. Returns for periods exceeding one year are annualised. All returns are in Rands.
3. The benchmark is based on the Alexander Forbes Investable Global Large Manager Watch Median return. The return for the month is an estimate and is displayed as a general guide which is subject to change without notice to investors.
4. All holdings information is based on latest available data.
5. There may be differences in totals due to rounding.

FAIS Notice and Disclaimer

Investment Solutions Limited is a licenced financial services provider in terms of Section 8 of the Financial Advisory and Intermediary Services Act, 37 of 2002, as amended, FAIS licence number 711. This information is not advice as defined and contemplated in the Financial Advisory and Intermediary Services Act, 37 of 2002, as amended. Investment returns are calculated via Statpro Performance and Attribution. Past investment returns are not indicative of future returns. This product is not guaranteed. Please be advised that there may be representatives acting under supervision. Company Registration Number: 1997/000595/06. Pension Fund Administrator No.24/217. Long Term Insurance Act No. 00018/001. Postal address: P.O. Box 786055, Sandton 2146. Physical Address: Building 1, Inanda Greens Office Park, 54 Wierda Road West, Wierda Valley Sandton 2196. The complaints policy and conflict of interest management policy can be found on the IS website: <http://sa.investmentsolutions.co.za>